

Total Synthesis and Absolute Stereochemical Assignment of (+)- and (-)-Galbulimima Alkaloid 13

Mohammad Movassaghi,* Diana K. Hunt, and Meiliana Tjandra

Department of Chemistry, Massachusetts Institute of Technology, Cambridge, Massachusetts 02139

Received April 14, 2006; E-mail: movassag@mit.edu

The galbulimima alkaloids are a family of structurally fascinating polycyclic compounds isolated from the bark of *Galbulimima belgraveana*, a tree native to northern Australia and Papua New Guinea (Figure 1).¹ The biological activity² of himbacine (**1**), a potential treatment for Alzheimer's disease, has prompted several inventive syntheses of **1**³ and an intriguing recent synthesis of (±)-galbulimima alkaloid 13 (GB 13, **2**).⁴ Herein we describe the total synthesis of both (+)- and (-)-GB 13 (**2**), allowing revision of their absolute stereochemical assignment.

A compelling hypothesis by Mander, Ritchie, and Taylor in 1967 linked various galbulimima alkaloids to a common polyacetate-derived precursor.^{1d} Inspired by this theory, intrigued by the unique structure of these alkaloids, and given the paucity of studies directed at complex members possessing the fused CDE-ring system (i.e., **2** and **3**, Figure 1), we initiated our studies in this area. Guided by our original biosynthetic hypothesis, we envisioned a strategic C5–C20 bond disconnection to greatly simplify the structure of **2** to the tetracyclic precursor **4** (Scheme 1). We expected to obtain the imino ketone **4** from the unsaturated imine **5**, in turn, prepared by condensation of the iminium chloride **6** with aldehyde **7**. Given the uncertainty in the absolute stereochemistry of natural (-)-GB 13 (**2**), the coupling of the readily available (+)- or (-)-iminium chloride **6** with (±)-aldehyde **7** provided an expedient route to both enantiomers of advanced intermediates and alkaloid **2**.

An efficient synthesis of *trans*-decalin aldehyde **7** is outlined in Scheme 2. Suzuki cross-coupling⁵ of readily available dibromide **8**⁶ and vinyl boronic acid **9**⁶ using thallium carbonate^{5c} provided *cis*-vinyl bromide **10** in 75% yield. Subsequent copper-catalyzed coupling of bromodiene **10** with oxazolidin-2-one afforded the desired triene **11** in excellent yield⁸ and proved to be an effective strategy for masking the C16 carbonyl. Conversion of the C20 silyl ether of triene **11** to the C20 silyl enol ether gave tetraene **12** (Scheme 2). Selective functionalization of the C9–C10 alkene of **12** to the corresponding unsaturated aldehyde **13** (C9 *E:Z*, >20:1) was achieved via an olefin cross-metathesis reaction with acrolein using the 4,5-dihydroIMesCl₂Ru=CH(*o*-*i*-PrO)Ph⁹ catalyst. Heating a solution of tetraenal **13** in toluene at 90 °C afforded the desired *trans*-decalin aldehyde **7** in good yield (82%, >20:1, *endo:exo*).

Deprotonation of the (-)-iminium chloride **6** (>99% ee, Scheme 1)⁶ with *n*-butyllithium gave the corresponding lithiated enamine,¹⁰ which upon addition to a cold solution of aldehyde **7** provided the corresponding β-hydroxy imines in 85% yield. Dehydration using the Martin sulfurane reagent¹¹ afforded the desired (7*E*)-α,β-unsaturated imine **5** (Scheme 3) and the corresponding 2-*epi*-enantiomer (not shown in Scheme 3) as an equal mixture of inseparable diastereomers in 81% yield. The diastereomers were chromatographically separated after the next two steps.

Diastereoselective introduction of the C21–C8 bond in tetracycle **16** was accomplished via a 5-*exo*-trig vinyl radical cyclization.¹² Conversion of silyl enol ether **5** to the vinyl bromide **14** (Scheme 3, ~1:1.5 mixture of C20 olefin isomers), followed by heating of the crude vinyl bromide **14** with excess tributyltin hydride and

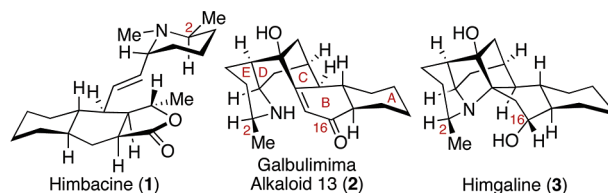
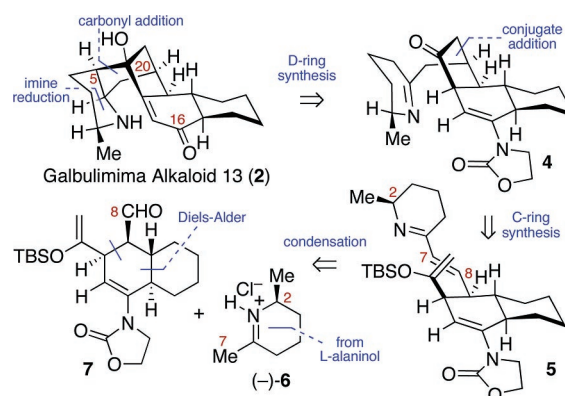
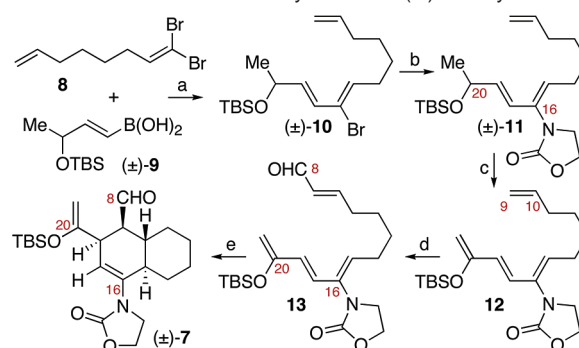


Figure 1. Representative galbulimima alkaloids.^{1a}

Scheme 1. Retrosynthetic Analysis of (-)-Galbulimima Alkaloid 13

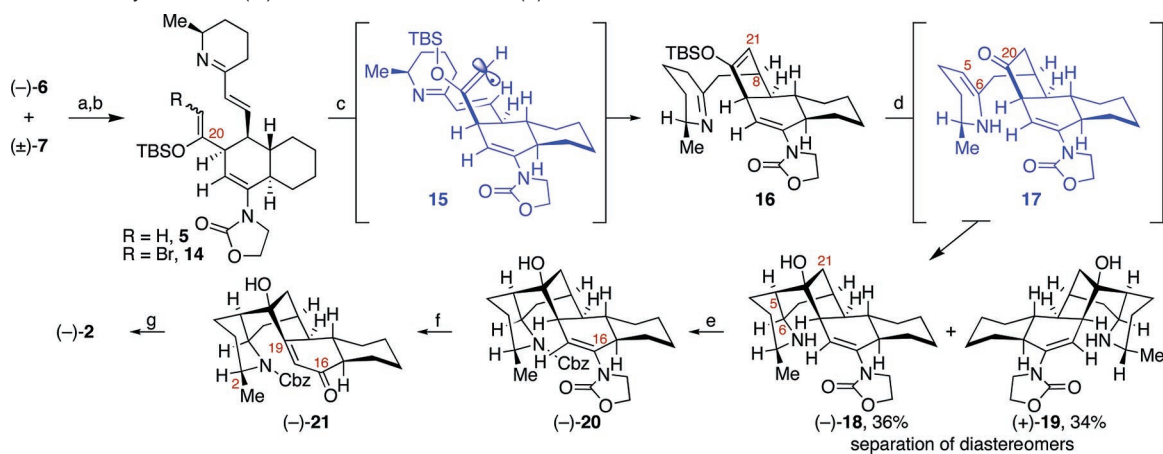


Scheme 2. Diastereoselective Synthesis of (±)-Aldehyde 7^a



^a Conditions: (a) Pd(PPh₃)₄, Ti₂CO₃, THF, H₂O, 23 °C, 75%; (b) CuI, K₂CO₃, oxazolidin-2-one, (MeNHCH₂)₂, toluene, 110 °C, 95%; (c) (1) TBAF, THF, 95%; (2) MnO₂, CH₂Cl₂, 92%; (3) TBSOTf, Et₃N, CH₂Cl₂, -78 °C, 93%; (d) 4,5-dihydroIMesCl₂Ru=CH(*o*-*i*-PrO)Ph (10 mol %), acrolein, CH₂Cl₂, 23 °C, 85%; (e) toluene, 90 °C, 82%, (≥20:1, *endo:exo*).

AIBN, provided the desired tetracycle **16** along with the C2-*epi*-enantiomer⁶ in 55% yield. Treatment of enol ether **16** with triethylamine trihydrofluoride resulted in C5–C6 enamine addition to the unmasked C20 carbonyl, directly providing the corresponding pentacyclic imine. Removal of the volatiles under reduced pressure and introduction of sodium borohydride resulted in diastereoselective C6 imine reduction, affording the corresponding stable pentacyclic amine in a one-pot process (Scheme 3). Optically active pentacyclic amine (-)-**18** (36%) and the corresponding 2-*epi*-enantiomer, amine (+)-**19** (34%), were readily separated by flash

Scheme 3. Concise Synthesis of (–)-Galbulimima Alkaloid 13 (**2**)^a

^a Conditions: (a) ⁿBuLi, THF, –78 °C, 5 min, 85%; (b) Martin sulfurane, benzene, 23 °C, 81%; (c) NBS, NaHCO₃, THF, 0 °C; ⁿBu₃SnH, AIBN, benzene, 60 → 90 °C, 55% (two steps); (d) Et₃N·(HF)₃, THF, 23 °C; NaBH₄, EtOH, 0 °C, 70% (two steps); (e) ClCO₂Bn, Na₂CO₃, H₂O, CH₂Cl₂, 65%; (f) IBX, TsOH·H₂O, benzene, DMSO, 65 °C, 10 h, 80%; (g) TMSI, CH₂Cl₂, 0 °C; HCl; NaOH, 23 °C, 89%. For brevity, the corresponding *ent*-2-*epi*-isomer of compounds **5** and **14–17** is not shown.⁶

column chromatography. Remarkably, formation of the C8 stereocenter during the radical cyclization as well as the introduction of the three contiguous stereocenters (C20, C5, and C6) in the conversion of silyl enol ether **16** to pentacyclic amine (–)-**18** occurs with a high level of diastereoselection. To date, no other diastereomers have been detected.

Introduction of the enone was accomplished by treatment of *N*-vinyl carbamate (–)-**20** with excess *p*-TsOH·H₂O and IBX in benzene/DMSO at 65 °C for 10 h to provide carbamate (–)-**21** in 80% yield.¹³ Subsequent deprotection of (–)-*N*-Cbz GB 13 (**21**) with trimethylsilyl iodide (TMSI)¹⁴ followed by an aqueous workup provided synthetic GB 13 (**2**) in 89% yield (Scheme 3). All spectroscopic data for our enantiomerically enriched (–)-**2** matched literature data.^{1,4a} The sign of rotation for our synthetic **2** ($[\alpha]_{\text{D}}^{22} = -64$ (*c* 0.06, CHCl₃)), was consistent with that reported for the natural enantiomer ($[\alpha] = -84$ (CHCl₃)^{1b}),⁶ unambiguously securing the absolute stereochemistry. Synthesis of (+)-GB 13 (*ent*-**2**, $[\alpha]_{\text{D}}^{22} = +66$ (*c* 0.07, CHCl₃)) using (+)-**6** (>99% ee) via the route described above confirmed our absolute stereochemical assignment.⁶ Interestingly, intramolecular amine conjugate addition at C19 was observed upon *N*-deprotection of **21** and acidic treatment. This conjugate addition was subject to reversion on mild base treatment (1 N NaOH_{aq}, 1 h).¹⁵ This facile cyclization supports the hypothesis for the biosynthesis of himgaline (**3**) via sequential conjugate addition and carbonyl reduction of **2**.^{1c,6}

We describe the first total synthesis of (+)- and (–)-GB 13 (**2**). The absolute stereochemistry of natural (–)-**2** is revised to *2S*. Noteworthy features of this chemistry include a vinyl radical cyclization strategy to secure the C-ring and the successful execution of our biomimetically inspired strategy for introduction of the CDE-ring system in **2** (**16** → **18**, Scheme 3). Current efforts are directed toward the synthesis of other members of this intriguing family of natural alkaloids.

Acknowledgment. M.M. is a Dale F. and Betty Ann Frey Damon Runyon Scholar supported by the Damon Runyon Cancer Research Foundation (DRS-39-04). M.M. is a Firmenich Assistant Professor of Chemistry. We thank Professor R. G. Griffin and Dr. T. Bielecki for use of a high field instrument at the MIT–Harvard Center for Magnetic Resonance (EB-002026). We are grateful to Professor L. N. Mander for a copy of the ¹H NMR spectrum of **2**. We acknowledge financial support by NIH-NIGMS (GM074825).

Supporting Information Available: Experimental procedures, spectroscopic data, and copies of ¹H and ¹³C NMR spectra for all compounds. This material is available free of charge via the Internet at <http://pubs.acs.org>.

References

- (1) (a) The structures for **2** and **3** shown in Figure 1 are antipodal to the originally described structures. (b) Binns, S. V.; Dustan, P. J.; Guise, G. B.; Holder, G. M.; Hollis, A. F.; McCredie, R. S.; Pinhey, J. T.; Prager, R. H.; Rasmussen, M.; Ritchie, E.; Taylor, W. C. *Aust. J. Chem.* **1965**, *18*, 569. (c) Mander, L. N.; Prager, R. H.; Rasmussen, M.; Ritchie, E.; Taylor, W. C. *Aust. J. Chem.* **1967**, *20*, 1473. (d) Mander, L. N.; Prager, R. H.; Rasmussen, M.; Ritchie, E.; Taylor, W. C. *Aust. J. Chem.* **1967**, *20*, 1705.
- (2) (a) Kozikowski, A. P.; Fauq, A. H.; Miller, J. H.; McKinney, M. *Bioorg. Med. Chem. Lett.* **1992**, *2*, 797. (b) Malaska, M. J.; Fauq, A. H.; Kozikowski, A. P.; Aagaard, P. J.; McKinney, M. *Bioorg. Med. Chem. Lett.* **1995**, *5*, 61.
- (3) (a) Hart, D. J.; Wu, W.-L.; Kozikowski, A. P. *J. Am. Chem. Soc.* **1995**, *117*, 9369. (b) Chackalamannil, S.; Davies, R. J.; Aserom, T.; Doller, D.; Leone, D. *J. Am. Chem. Soc.* **1996**, *118*, 9812. (c) Takadoi, M.; Katoh, T.; Ishiwata, A.; Terashima, S. *Tetrahedron Lett.* **1999**, *40*, 3399. (d) Tchabaneenko, K.; Adlington, R. M.; Cowley, A. R.; Baldwin, J. E. *Org. Lett.* **2005**, *7*, 585. (e) Tchabaneenko, K.; Chesworth, R.; Parker, J. S.; Anand, N. K.; Russell, A. T.; Adlington, R. M.; Baldwin, J. E. *Tetrahedron* **2005**, *61*, 11649.
- (4) (a) Mander, L. N.; McLachlan, M. M. *J. Am. Chem. Soc.* **2003**, *125*, 2400. (b) Unpublished X-ray data of himandrine hydrogen bromide have suggested a reversal of its originally assigned absolute stereochemistry; see ref 2 in O'Connor, P. D.; Mander, L. N.; McLachlan, M. M. *W. Org. Lett.* **2004**, *6*, 703.
- (5) (a) Miyaura, N.; Yamada, K.; Suginome, H.; Suzuki, A. *J. Am. Chem. Soc.* **1985**, *107*, 972. (b) Uenishi, J.-i.; Beau, J.-M.; Armstrong, R. W.; Kishi, Y. *J. Am. Chem. Soc.* **1987**, *109*, 4756. (c) Hoshino, Y.; Miyaura, N.; Suzuki, A. *Bull. Chem. Soc. Jpn.* **1988**, *61*, 3008.
- (6) See the Supporting Information for details.
- (7) (a) Roush, W. R.; Moriarty, K. J.; Brown, B. B. *Tetrahedron Lett.* **1990**, *31*, 6509. (b) Evans, D. A.; Starr, J. T. *J. Am. Chem. Soc.* **2003**, *125*, 13531.
- (8) Jiang, L.; Job, G. E.; Klapars, A.; Buchwald, S. L. *Org. Lett.* **2003**, *5*, 3667.
- (9) (a) Chatterjee, A. K.; Morgan, J. P.; Scholl, M.; Grubbs, R. H. *J. Am. Chem. Soc.* **2000**, *122*, 3783. (b) Garber, S. B.; Kingsbury, J. S.; Gray, B. L.; Hoveyda, A. H. *J. Am. Chem. Soc.* **2000**, *122*, 8168.
- (10) (a) Stork, G.; Dowd, S. *J. Am. Chem. Soc.* **1963**, *85*, 2178. (b) Wittig, G.; Frommelt, H. D.; Suchanek, P. *Angew. Chem., Int. Ed. Engl.* **1963**, *2*, 683. (c) Whitesell, J. K.; Whitesell, M. A. *Synthesis* **1983**, 517.
- (11) Martin, J. C.; Arhart, R. J. *J. Am. Chem. Soc.* **1971**, *93*, 4327.
- (12) (a) Stork, G.; Baine, N. H. *J. Am. Chem. Soc.* **1982**, *104*, 2321. (b) Stork, G.; Mook, R., Jr. *J. Am. Chem. Soc.* **1983**, *105*, 3720.
- (13) Monitoring of this transformation by ¹H NMR spectroscopy revealed an initial hydrolysis to the corresponding C16 ketone followed by oxidation to the desired C16 enone; see: Nicolaou, K. C.; Zhong, Y.-L.; Baran, P. S. *J. Am. Chem. Soc.* **2000**, *122*, 7596.
- (14) Jung, M. E.; Lyster, M. A. *J. Chem. Soc., Chem Commun.* **1978**, 315.
- (15) This addition occurs spontaneously for the 2-*epi*-diastereomer, giving 2-*epi*-16-oxohimgaline. See Supporting Information for details.

JA0626180